



STONE SURFACES

 **Zulite Series**
Low Silica Surfaces

LOW
SILICA
AVAILABLE



MORE INFORMATION CAN BE FOUND ONLINE AT
www.linnstone.com.au

Look Through Our Distinctive Calligraphy Collection!
2023 COLLECTION www.linnstone.com.au

COMPANY PROFILE

Linnstone offers exceptional stone surfaces for both residential and commercial interior decoration with two innovative production lines: Quartz Series and Zulite Series. Our Quartz Series is a popular choice due to its durability, longevity, and versatility, while our Zulite Series features low-silica technology and incorporates recycled materials, making it a sustainable and innovative choice for premium low-silica surfaces.

Zulite is a series of innovative low-silica surfaces from Linnstone, with less than 40% silica content, developed through extensive research and development efforts since 2018. It has undergone rigorous testing and holds certifications from respected organizations, ensuring its quality and safety. Zulite is eco-friendly, produced using renewable electric energy and recycled water. Experience the exceptional quality, durability, and sustainability of Zulite from Linnstone - the premium offering for low-silica surfaces.

Both the Quartz Series and Zulite Series from Linnstone are ideal for a wide range of applications, including benchtops, splashbacks, wall paneling, vanity tops, flooring and more. Our surfaces meet stringent standards for safety and reliability, holding certifications from NSF, SGS, UL, CE and more. Choose Linnstone for high-quality engineered stone surfaces that are safe and meet your needs.

Zulite Series - Low Silica Surfaces from Linnstone



WHY ZULITE

With its low silica technology, extensive R&D, certified durability, sustainable manufacturing, and versatile applications, Zulite stands as the epitome of excellence. Explore its benefits and unleash your creativity in both commercial and residential projects.



<40% Silica:

Zulite's low silica technology is an innovative process that reduces the amount of crystalline silica in engineered stone surfaces to less than 40%, which is crucial for protecting the health of workers in the stone fabrication industry. Zulite's health care gives customers peace of mind.



R&D Since 2018:

Zulite's low-silica technology has been extensively tested and refined since 2018, achieving a high level of maturity and reliability. This technology conveys that Zulite's technology has undergone thorough testing and development, resulting in a mature and dependable product.



Durability:

Although the formulation of Zulite has been modified during its development, it has retained its advantage of durability, which has been verified by SGS and other quality assurance techniques, ensuring that customers can rely on its performance for their design projects.



Certified:

Zulite is NSF, UL, and CE certified for safety and performance. It's food-safe and VOC-free with NSF and UL Greenguard Gold approvals. Zulite series are produced from factory with ISO certifications covering Quality Management System standard ISO9001:2015, Environmental Management System standard ISO14001:2005, and Occupational Health and Safety Management System standard ISO 45001:2018. CE certification ensures EU compliance. Product quality is guaranteed.



Sustainability:

Zulite is a sustainable surface made from facility with solar electricity and recycled water system installed. Its environmentally friendly manufacturing method aligns with the growing demand for products that promote health, sustainability, and environmental responsibility in the market.



Various Applications:

Zulite is a highly versatile surface that can be used in a wide range of applications, including benchtops, splashbacks, wall paneling, vanity tops, flooring, and more. Designers and architects can unleash their creativity and bring their visions to life with Zulite, whether they are working on commercial or residential projects.



APPLICATIONS

We understand how difficult it can be to choose the right stone surfaces for your home. Linnstone surfaces are extremely durable and elegant in living spaces with heavy traffic and daily use. It can be used for the following applications:



Benchtops



Vanity Tops



Wall Paneling



Splashbacks



Floorings



Table Tops



APPLICATIONS





ADVANTAGES

Linnstone surfaces are both long-lasting and nonporous. It ensures maximum hygiene and safety due to its physical and chemical properties. Benefit from long-lasting performance and appearance.

1. Non-porous

Impenetrable to air, water, or other fluids for lasting quality

2. Durable

Durability is characterised by its high resistance to abrasion, heat, compression, and corrosion

3. Enduring Quality

Linnstone surfaces are SGS-tested to ensure quality and are backed by warranties

4. Easy to Clean and Maintain

Water and mild cleaning products can be used to remove general surface stains

5. Hygienic

High resistance to the growth of bacteria, mould, and mildew while remaining safe and clean

6. Resistance to Stains

Stain resistance, as well as ease of cleaning and low maintenance

7. Resistance to Scratches

Highly scratch-resistant and not prone to scrapes



CALLIGRAPHY COLLECTION

Calligraphy Collection creates a sense of movement and sophistication to a space in aesthetic experience, exuding the vibe of Tuscan-style Italy with the dramatic cascading white base surface with exquisite and luxurious veins that make for a modern finish for any kitchen and bathroom design.

6022 Punaluu





Featured

6009 Pulag Cloud

Soft seas of cloud veins ebbed and flowed on the clean white base, pristine and pure. Pulag Cloud is a vision of beauty. Dynamic clouds of veins billow around the mountaintop, the natural beauty of the clouds is artistically revealed in the soft flow of the grey veins.



Scan to Get Inspirations





Featured

6022 Punaluu 

The foundation is snow-white, with graphite black veins running throughout the slab. Silky black sand grains meander and stretch with a bright shine, lending a charming and mysterious feel to the surface.



Scan to Get Inspirations






Featured


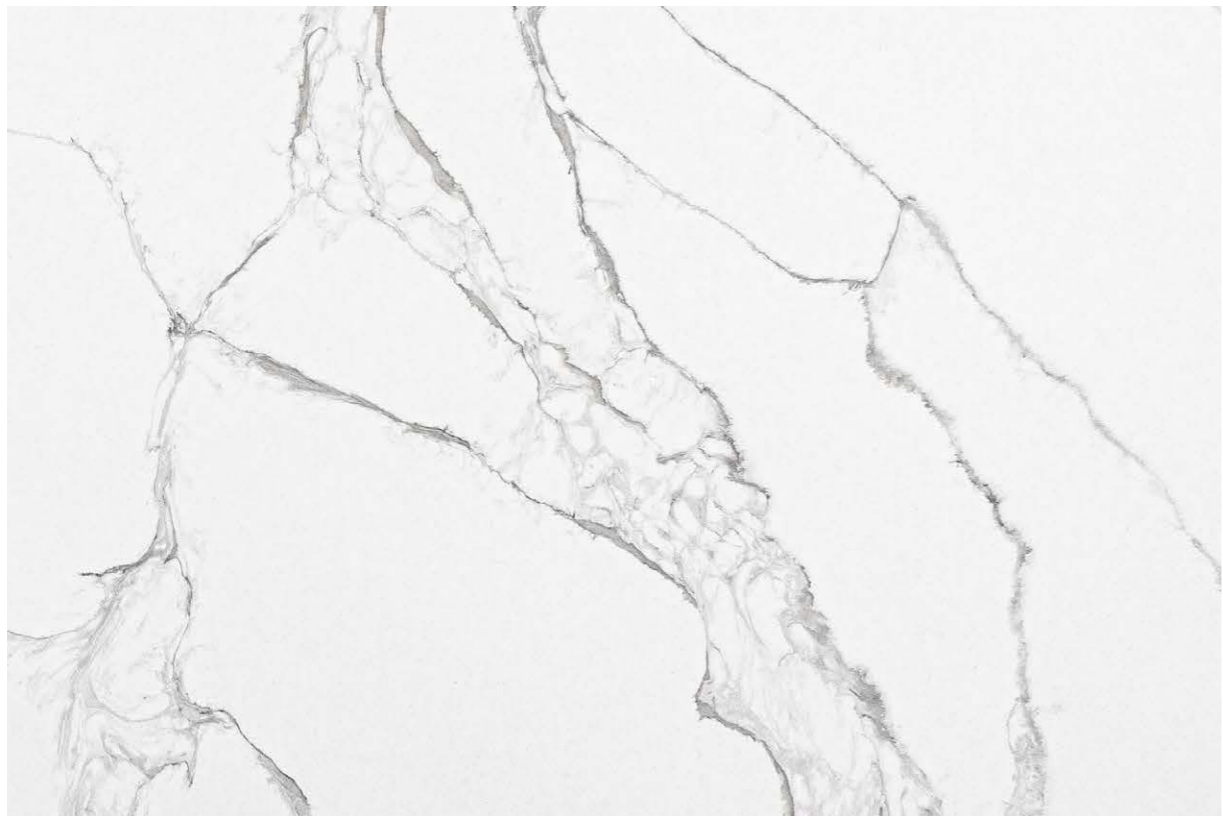
6033 Golden Punaluu 

A stunning delicate surface with waves of a white base and golden veins that span the entire slab. The golden surface gleams in the sunlight, highlighting its elegance and generosity.



Scan to Get Inspirations





Featured

6073 Eiger Mist 

As if in a dream, a thin mist surrounds the Eiger mountains. The Eiger looms through the mist, partially hidden and partially visible, like a fantasy lingering in a dream. Eiger Mist has a quiet white surface with sinuate light grey veins radiating in all directions.



Scan to Get Inspirations



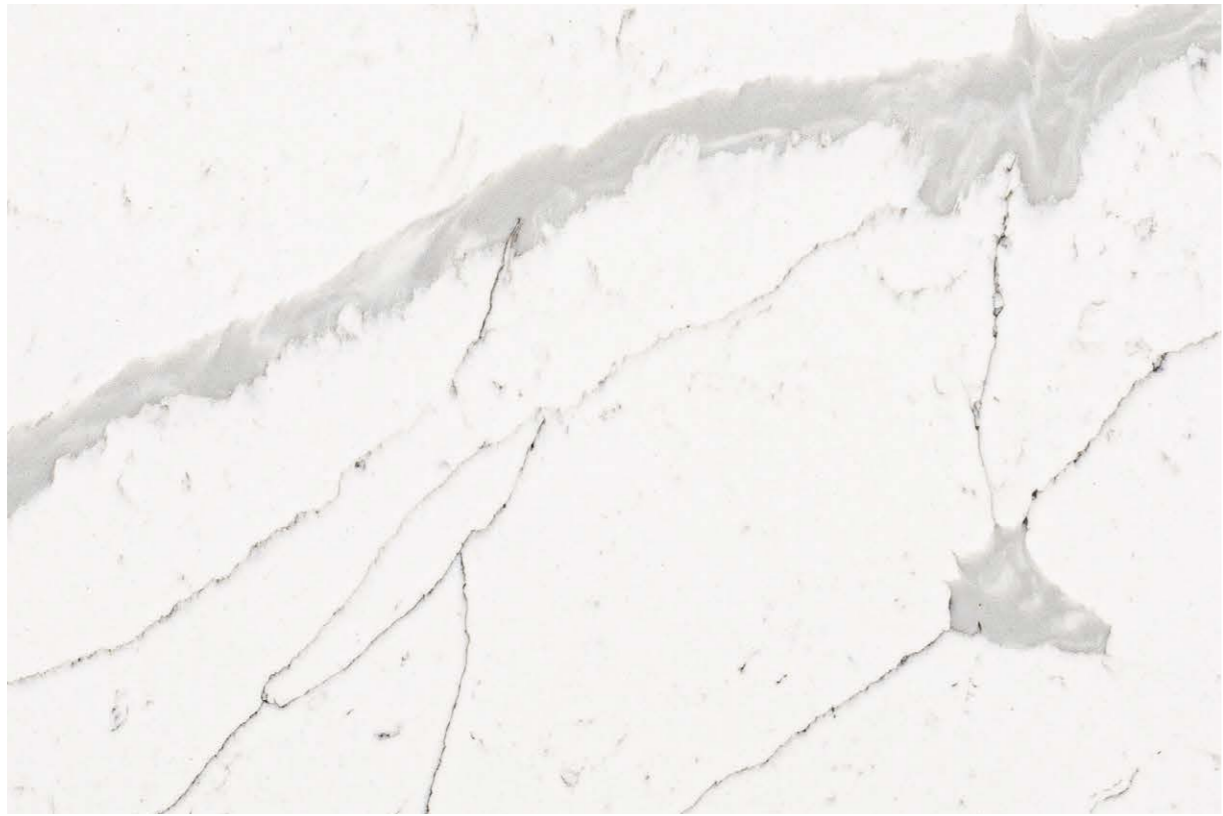


6077 Calacatta Andes 

Someone once said that Calacatta is the colour most closely related to nature. It combines the pure white of natural Andes snow with bright greyish veins that stretch across the surface. Calacatta Andes is the dawn light breaking in the east and spreading over its surface, and is thought to have originated from the Quechua word "anti" meaning "East."



Scan to Get Inspirations



NATURAL COLLECTION

An extensive collection of natural patterned tones inspired by earth, marble, rivers, and other natural elements. With delicate and harmonious shades, unique spaces are enhanced for striking effects. Natural Collection captures and evokes the essence of nature, whether the lines are long or short, complex or simple.

6025 Gunnison





Featured

6025 Gunnison P

As the light illuminates on Gunnison, a stark contrast between the dark depths base and bright crevices veins, amongst its glossy surface so clear. A balance between strength and delicateness, antiquity and newness, darkness and brightness. It exudes a calm force and an air of mystery that you can feel.



Scan to Get Inspirations






Featured

6027 Seaford 

Shades of grey ripple across the surfaces like spiraling ocean tides, crashing against majestic cliffs at Seaford. Each wave etches a piece of the cliff away, slowly carving away at the rugged beauty of these cliffs which have stood tall for centuries. A rugged strength hidden beneath soft grace, telling tales of days gone by with great solemnness.



Scan to Get Inspirations






Featured

5015 Byron White 

As waves chase and race against each other, charcoal grey veins appear on the milky surface, creating a natural flow. Byron White's cascading design adds a sense of movement and mystery.



Scan to Get Inspirations






Featured

5021 Castle Gray 

Castle Gray, with its bold and rugged patterns refined, flecks of black and white entwined, as a medley of hues collide on a grey leather base, exuding a rustic charm like an ancient castle. It evokes times gone by and has a touch of mystery that captures the eye. A feast for the senses, a tactile delight, where a tale waiting to be told.



Scan to Get Inspirations





ZULITE
SERIES
AVAILABLE

Featured


5107 Vinson Crest 

The sculptural sweep of snow and ice surface is interrupted by majestic Vinson Crest at the end of the world. From the peak to the open area, a winding frozen black ridge vein stretches for miles, meeting the sky along a noticeably curved horizon. A paradise of clean lines—austere, vast, and uncomplicated—deserves to be savoured.



Scan to Get Inspirations





Featured


5167 Sahara Ridge 

A sea of golden wave veins that appear to have no beginning and no end, stretching across the entire surface of the Sahara Ridge. In the Sahara, undulating crests and valleys merge and change shape. Its beauty is the only thing that can compete with its size in terms of keeping your gaze occupied.



Scan to Get Inspirations





5027 Masaya 

Delicate brown swirl veining surrounds the Masaya, the silence reminiscent of that beneath its beauty lies something more dynamic-lava flow, dancing and around in a brewing volcano with its power and strength.



Scan to Get Inspirations





5134 Benue 

Rift valley's veins stretch their length through the entire surface, like Benue, part of the broader West and Central African Rift System. Tectonic plates are continually changing in fault zones, subducting beneath each other, colliding at convergent plate boundaries, and tearing apart at divergent plate boundaries.



Scan to Get Inspirations





5173 Musala

Musala, towering above the snow-covered landscape, embodies a quiet, majestic strength that leaves all who lay eyes upon it in awe. Its ethereal beauty and tranquility are mirrored in the delicate veins of the Musala surfaces, whose elegant white hues and understated brown patterns are an homage to the mountain's natural splendor.




Scan to Get Inspirations






5510 Matira 



Scan to Get Inspirations

5178 Snowdon 



Scan to Get Inspirations






6035 Ladoga 

Veins of grey like icy rivers wind through the surfaces. Poetic and evocative, Ladoga conjures up pristine ice waters. The northern shores are mostly high and craggy, with deep, ice-covered inlets that resemble fjords and produce meandering, magnificent dynamic lines.



Scan to Get Inspirations





6085 Calacatta Glacier


Calacatta Glacier is an interesting inspiration, with fish-scale stripes piercing the entire surface. This unique design is inspired by nature: geological movement and ablation water erosion have created the shapes of fish scales on a glacier, which is known as gravity flow.



Scan to Get Inspirations



6306 Chester 




Scan to Get Inspirations



47148



www.linnstone.com.au



6501 Milford White 



Scan to Get Inspirations




CLASSIC COLLECTION

Classic Collection with a simple yet vintage look that never goes out of style. The simple monochromatic appearances add a clean and seductive reverie to your exclusive spaces. If a little special pattern on pure colours quartz is preferred, mirror flecks and grains patterns offer a more subtle unique personality.

1010 Tahiti White






3003 Moreno White 





Scan to Get Inspirations

1010 Tahiti White 



Scan to Get Inspirations





3032 Rock Gray 



Scan to Get Inspirations




7009 Sandy White 



Scan to Get Inspirations





7119 Ash Gray 




Scan to Get Inspirations

7027 Crystal White 



Scan to Get Inspirations



7241 Andromeda 

Scan to Get Inspirations

*  Polished*  Leathered

* The actual product's shade and veins may differ from the printed sample.

We recommend that you order a sample or view a full slab at www.linnstone.com.au.

* Not every colour is available in every size and thickness.



PRODUCT INFO

Dimensions

Size	Dimension	Thickness	Weight*
Mega	3530 * 2030 mm	20 mm	344 kg
Jumbo	3230 * 1630 mm	20 mm	253 kg
		13 mm	164 kg

*Indicative weight, variable according to the specific weight of the slab.


Certification

Certified to international standards, Linnstone surfaces exceed expectations.



Warranty

At Linnstone, our customers are at the core of everything we do. Our Residential Lifetime Warranty and Commercial Limited Warranty demonstrate our commitment to supplying high-quality slabs to end users through certified fabricators.



Colour Ranges

1	2	3
3003 Moreno White Z Q P	1010 Tahiti White Z Q P	P 5015 Byron White Z P
3032 Rock Gray Z Q P	5510 Matira Z Q P	P 5021 Castle Gray Z L
7009 Sandy White Z Q P	6306 Chester Q P	5027 Masaya Q P
7027 Crystal White Z Q P	6501 Milford White Z Q P	P 5107 Vinson Crest Z Q P
7119 Ash Gray Z Q P		5134 Benue Q P
7241 Andromeda Q P		P 5167 Sahra Ridge Z Q P
		5173 Musala Z P
		5178 Snowdon Z P

4	5
P 6025 Gunnison Z Q P	P 6009 Pulag Cloud Z Q P
P 6027 Seaford Z Q P	P 6022 Punaluu Z Q P
6035 Ladoga Z Q P	P 6033 Golden Punaluu Z Q P
6077 Calacatta Andes Q P	P 6073 Eiger Mist Z Q P
6085 Calacatta Glacier Z P	

Featured	Stone Series:	Surface Finish:
P	Z Zulte	P Polished
	Q Quartz	L Leathered

*Images and information provided above are for illustrative purposes only. It cannot be copied, reproduced, or scanned in any way.

*All rights reserved.





